


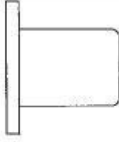
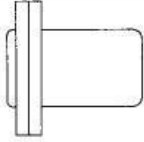


## Guard Actuator and Actuator Extension Usage Chart

(See instruction sheet for complete assembly details.) All necessary mounting hardware is included.

Additional mounting hardware kits may be purchased as part # 01004-015

				
<b>"A"</b> <b>0.25" Lg.</b>	<b>"B"</b> <b>0.65" Lg.</b>	<b>"A" + "B"</b> <b>0.80" Lg.</b>	<b>"C"</b> <b>1.28" Lg.</b>	<b>"A" + "C"</b> <b>1.43" Lg.</b>
01307-012 02049-001	00222-004 00662-001 00662-003 00662-004	01371-012, -112 01371-212, -312 01371-412, -512 01508-012	00294-001 00294-003 00294-004 04917-312	02221-001  04917-112 04917-812
	00662-101 00662-103 01461-101 01461-104	02653-012 02653-112 02761-001, -003 02761-004	04960-112 04960-212 04960-412 04960-415	
		02911-001, -004 02912-001 02919-012 03727-012	04960-442 04960-512 04960-912	
		04948-001, -003 04948-004 04917-012		
		04957-001, -003 04957-012		